

Lindsay Shelter



- Fully Pre-cut
- Timber or steel post options
- Detailed for long life
- Customised options available

Outdoor Structures

Australia (OSA) has developed a range of simple but effective skillion roofed shelters called the Lindsay range.

The basic shelter is available in standard sizes of 5x6m, 6x6m and 10x6m. The roof frame can be supported on either our Pioneer Post (timber) or on galvanised steel.

The timber post can be directly installed in the ground for lowest cost yet it is rated with a design life of 35 years. Many galvanised posts would not reach anything like this time span. Alternatively, the pioneer post can be mounted in a heavy galvanised post support. The galvanised steel post option can be supplied powdercoated giving a wide range of optional colours.

This design gives flexibility in the way that multiple shelters can be linked together. An example is seen in the main photo where three shelters are combined to create a performance stage. This shelter uses the Pioneer Post.

The H3 treated pine used in the roof structure is supplied standard with a coat of Jarrah Tanacoat penetrating oil. Painting is available at an extra cost. Pioneer posts have a sealing coat of Tanacoat Golden Oak.



The Lindsay shelter offers wide flexibility in combination and size. As an aid to designers a dynamic CAD block is available from the Designers' Tools section of our website. With the click of a mouse you can choose any view and any post option for our standard shelters. Remember to save this file to your computer first.



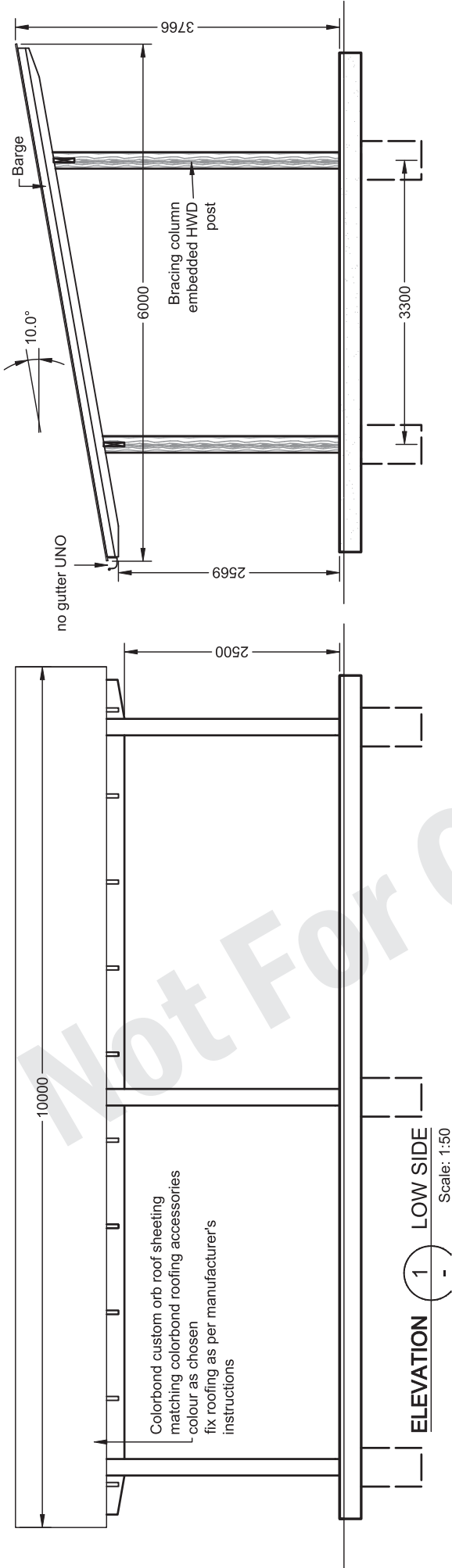
**Outdoor Structures
Australia**
outlasts and outperforms

Old College Road, Gatton Queensland 4343
PO Box 517, Gatton, Queensland, Australia 4343

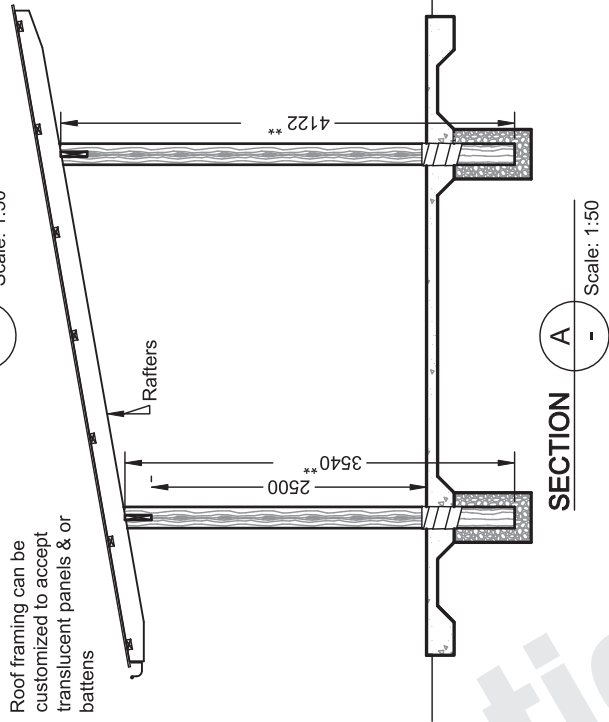
Telephone: (07) 5462 4255
Facsimile: (07) 5462 4077

Email: ted@outdoorstructures.com.au
Website: www.outdoorstructures.com.au

10 x 6m version illustrated
Scale is for A3

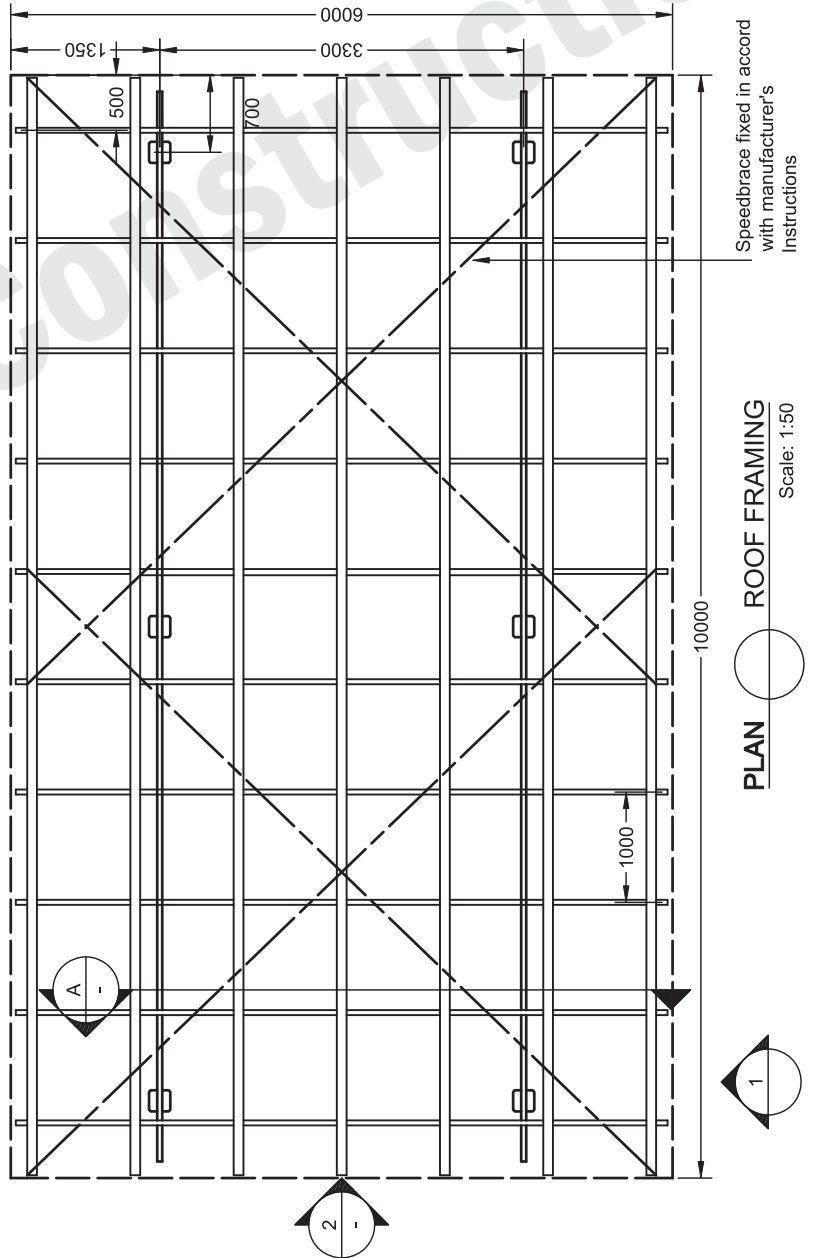


ELEVATION 2 - END
Scale: 1:50



Roof framing can be customized to accept translucent panels & or battens

** Dimension from bottom to top of column



PLAN ROOF FRAMING
Scale: 1:50