


Ted's News

July 2018

[Another Great Timber Structure at Toohey Forest Park](#)
[Strengthening BCRC Links in Melbourne](#)
[Economical and Speedy Bridge Replacement](#)
[Free Update of Previously Purchased Construction Guide](#)
[Facebook Business Page Launched](#)
[Need Urgent Help with Images](#)


[Another Great Timber Structure at Toohey Forest Park](#)

Part 2 of 2



In [May I featured a boardwalk in Toohey Forest Park](#) that we supplied the design and material for prior to 1997. It is still in excellent condition. Last month I [started a two part article on a new deck](#) my good friends at Naturform, Brisbane are building as part of the park's refurbishment. The article covered:

- Why Deckwood was chosen
- The importance of independent confirmation grading of timber
- Fire proofing the CCA pine post



Lindsay Toppenberg and myself are seen in the top left hand image where we are discussing the wisdom of 75 mm wide joists. The very first order I ever supplied of Deckwood went on 50 mm wide joists and they all split from end to end because the screws were in a straight line. I realised then that Deckwood had to be developed into a complete system. You can only stagger your screw line on a 75 mm wide joist but this must also be incorporated with fully predrilling. The image

next to it shows the double joist arrangement which allows you to design where your joins go and still retain end clearances on the screws. The decking is set length, not lineal.

The third image underneath shows the join after construction. There is a 5 mm gap between the board ends which ensures there is no decay at the end grain. Moisture is being repelled because the timber is coated with Tanacoat. This high quality decking oil should be reapplied as soon as the deck stops repelling moisture (contact Tammy at Wilson Timbers/Outdoor Structures Australia for your needs 0403 601 041). The handrail is a proprietary system from Modex. The picnic setting is part of the Brisbane City Council 10,000 series - Park and natural area facilities standards.

Learn how to set out a deck like this from my book, [Deck and Boardwalk Design Essentials - only \\$55.](#)

[Strengthening BCRC Links in Melbourne](#)



On my recent trip to Melbourne, I met up with Shane Connolly of [BCRC](#) and had the opportunity to experience Melbourne's famous coffee culture with him. There has to be some consolation for putting up with the weather!! Shane, a chartered civil engineer, is BCRC's manager for Victoria and has substantial experience as a durability consultant on major infrastructure projects. He is experienced in durability planning, early age cracking assessment, corrosion modelling, condition assessment and concrete repair. Shane is keen to add extra materials to the services offered and this is where I can assist as I am a Senior Timber Consultant with BCRC.

So, for my Victorian readers with not just timber related durability problems, contact Shane on 0434 050 194 or [by email](#).

Economical and Speedy Bridge Replacement


(Not a paid advertisement)





A Level 3 bridge inspection of the 18 metre Flaggy Creek bridge (2x9 metre spans) conducted in 2017 for the Mareeba Shire Council indicated severe problems with the superstructure and timber abutments. Consequently the bridge had its load capacity reduced to 3 tonnes. A low cost, but still durable clear span solution was sought from Timber Restoration Solutions (TRS) for a replacement with a 25 tonne load limit. The Mareeba Council reported that the bridge was installed on time and on budget. In fact, a new bridge was installed within a month from the placing the order.

The bridge is actually a stretch bridge which can be supplied from between a 14 to 24 metre span and is constructed using stock material held at TRS's Caboolture yard. The bridge is built on four 171x1257x14600 mm incised Douglas Fir glulam girders stitched in pairs using [4" dia shear plates](#) to make two 18m long girders. The treated beams are fabricated with cyclic delamination resistant glues which ensure a very long service life. The capacity at 18 metres was the required 25 tonne. Dr Dan Tingley of TRS described this bridge as a "Low cost, quick and effective solution. It is a fraction of the cost of concrete or steel."

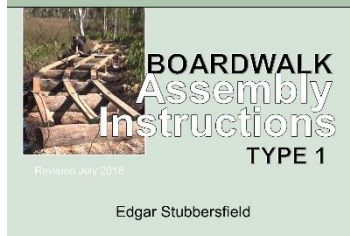



The light weight of the replacement bridge, which is about 1/8th of the dead weight of concrete meant that expensive new abutments did not have to be installed. The existing system just required refurbishment.

For more information contact Stephen Richards, Senior Projects & Systems Manager of TRS on 04 2898 3328 [or email](#)

[Here is a link to a truly remarkable project](#), a cyclone and earthquake resistant library in a remote village in the Solomon Islands supplied by TRS from the May 2017 newsletter.

Free Update of a Design Guide



. If you have purchased a full set of guides (now \$440) you would have downloaded the construction guide for boardwalks built on bedlogs. I have done a major revision of this guide and you can download the update for free. Your original Dropbox login should still work or instead email me and I will send you a fresh link. Otherwise the file is \$22.

Bedlogs are a very simple way to build a boardwalk foundation and, unless there is flood action to consider, are extremely effective. The structure is far too heavy to vandalise by moving out of position or toppling.



Boardwalks do not have to be installed in the ground. The image below shows a spotted gum boardwalk during the summer festival at Miho in Japan. It sits on simple bases, so that the roots of the pine trees of this sacred grove, through which this 450 m long boardwalk runs, are not disturbed. Image courtesy of Aki Kurata of [Kurata Co.](#)

Facebook Business Page Now Launched

Recently I launched a business page for my consulting services. [Here is the link.](#) I will try and keep different content on Facebook. See my post *Life Threatening Decks*.

External Timber Furniture



My new book, External Timber Furniture is all but finished. I am having copyright issues with some of the images and until that is resolved I cannot make it available. Can you help with images of :-

- Decayed sapwood in furniture
- Failed glue joints
- Problems with edges of round tables
- Corner details



Edgar Stubbersfield

Mail: edgarstubbersfield@gmail.com

Web: www.deckwood.com.au

Phone: 0414770261