

# Ted's News


## December 2022

[Free Timber Handrail Guide](#)  
[Case History - Refurbished Stage at Samford](#)  
[Free Check Your Deck Seminar](#)  
[Something for my Christian Readers](#)  
[Index of Past Issues](#)  
[Signup for One of my Ten CPD Courses](#)  
[Contact Me](#)

### [Free Guide to Timber Handrails](#)

**"Extraordinary, the amount of detail it contains. Good well researched and knowledgable information,"** That is how my latest guide *Timber Handrails* has been described. This is the 22nd guide I have published and No. 13 in my *Timber Design File* series. It is written mainly around the needs of commercial handrails but has some important content relating to domestic rails, particularly LOSP treated pine. This guide will give you timber specifications that work and with 127 images you will understand best practices. The chapters are:

Introduction  
Timber specification and explanation  
Best practice in design  
Standards  
Fixings  
Posts  
Wire ropes  
Case histories  
Design checklist




To receive this book simply email [Fiona MacWilliam at BCRC](#) and she will send you a copy and also the design checklist as a word document. **Why do you need the design checklist as a word document?** It allows you to put your corporate logo on the top and so serves as an official design brief and also your check that best practice has been adopted. Remember, a poor design brief will likely result in a less than satisfactory outcome.

My good friend Ralph Bailey, one of Queensland's leading architects and someone who is very experienced with timber assisted me with this guide. Ralph has suggested adding a chapter to the book on steps as there is so much common ground. I plan to do this, but I am short of

images, good or bad. Can anyone assist me with images and stories about steps?

If you want handrail sizes, you still need my [Commercial Barrier Guide](#) for \$22.

### Case History - Refurbished Stage at Samford





**Design:** Moreton Bay Regional Council

**Construction:** [QWB Maintenance and Construction](#)

**Supply:** [Wilson Timbers/Outdoor Structures Australia](#)


Thirty years ago, the local Lions Club in Samford Village, (approx. 21K Northwest of Brisbane, the State capital of Queensland) built a performance stage. Much of timber decking and supports had deteriorated badly and the decision was made to replace the deck and give the stage an update in the process. The Moreton Bay Regional Council was provided with expert advice by Stuart Madill of Wilson Timbers and myself. [LifePlus](#) (the domestic version of Deckwood) was installed on a spotted gum subframe. Stuart and I went to Samford in late November to meet with John Tyson, Supervisor Building Operations, Asset Maintenance and Bill Wiersma, Senior Technical Officer. We were able to check construction practices and have a general discussion on timber durability and detailing. It was refreshing to find people so aware of the issues.



All the factors that improve longevity in a domestic deck were adopted including:

- LifePlus profile giving improved airflow
- LifePlus quality which has virtually a clear face.
- LifePlus rough sawn and brushed face for slip resistance and durability
- Back bevelling the end cuts to stop moisture being retained
- Predrilling and staggering screw line





Dressed and sealed deck



Slip testing a dressed and sealed deck

Now, which deck looks prettier, the generic dressed decking above from an expensive project in our national capital, or the rough sawn brushed finish [LifePlus](#) used in Samford. The dressed deck hands down, at least when new. It is very pretty but it is also, in my opinion, very dangerous. Pretty means nothing if someone's grandmother slips on the deck and breaks a hip. I have slip tested both the dressed and rough sawn brushed finish. The dressed sealed face was assessed as highly likely that someone would slip. By contrast we achieved R12 for the [LifePlus](#) finish even when coated with [Tanacoat](#). The added bonus of longevity with the rough sawn finish does not matter with the Canberra job as this was their third deck in that location since 2010! So, for safety and longevity, Samford nailed it, or better screwed it.



Look a bit more carefully at the new steps to the stage. In the [July 2022 newsletter](#) I provided a meaningful specification for steps and mentioned that material of that specification can be supplied by Wilson Timbers (and of course others). The step timber delivered to the site by Stuart Madill



met my requirements. If you do not have timber with a top face as good as this, from the right species and with a rough sawn face, it cannot be a long-term success with good slip resistance. Here is the first image for the proposed chapter on timber steps in the revised guide.

Overall, a very good job with maximum attention to safety and durability. Top marks to John, Bill and the team at Moreton Bay Regional Council.

### [Free Check your Deck Seminar](#)



Late in November, Timber Queensland ran their best ever attended webinar [Check your Deck and Nail your outdoor Timber Detailing](#). The CPD is in two parts:

[Check your deck and outdoor timber detailing](#) – Ralph Bailey, Director, Guymer Bailey Architects  
[Connections for outdoor applications and decks](#) – Matt Smith, National Field Engineer, Simpson Strong-Tie


I know both these presenters well and they both know what they are talking about, great images too, probably half are mine. [Here is the link to the presentation.](#)

### [Something for my Christian Readers](#)

Some of you know that I have other interests outside of timber. I am also a lay preacher, and my preaching is very different, so much so that a US publisher has just released a book of my sermons. Next month I will have a 40% discount coupon for this book. If you can't hold off, and I would understand that you couldn't, just go to the Wipf and Stock website and order it. The book is printed in the US, UK and Australia.

The image is of the potato field in Tenthill Queensland where my Baptist chapel is situated. It is the most fertile region in an area already classed as among the top ten in the world. Amazingly, the next valley over is prime goanna country as there is no irrigation.

The major revision of my book on the ancient city of Ephesus will be published within two to three weeks.



### [Index To Past Issues](#)

If you are a new reader or just want to find details on a particular topic such as 150x150 mm posts, [here is a link to an index](#) to articles back to 2015.

## [Signup for One of my Ten CPD Courses](#)



Learn from my four decades of experience with these CPD training sessions, some of which are available in eClassroom.

Topic 1	Timber Preservation	
Topic 2	Hardwood Grading	
Topic 3	Timber Decks - Designing for Durability	
Topic 4	Utilising Small Diameter Hardwood	
Topic 5	The Seven Deadly Sins of Timber Design	<a href="#">eClassroom link</a>
Topic 6	Timber Joints	
Topic 7	Architectural Timber Battens	<a href="#">eClassroom link</a>
Topic 8	Timber 101	<a href="#">eClassroom link</a>
Topic 9	Boardwalk Design (recommend delivered with Timber 101)	
Topic 10	Timber Handrail Design	

[Click here to learn more about these courses](#)

Are you aware that [Wilson Timbers/Outdoor Structures](#), who I am affiliated with and are suppliers of quality timber, will have me come to your office (in person or remotely) and deliver one or two

of my CPD sessions for free? The only condition for in-person presentations is that, with travel, we can do it in a day from Brisbane in Queensland. [Contact Stuart Madill by email to arrange a time](#) or call his mobile 0403 385 707.

### **Need a Timber Consultant or Expert Witness?**

I have over 45 years of experience in the industry and can assist you with many of your timber needs.

**Inspection** – I can assess timber products on their performance, fitness for purpose or cause of failure. I also examine whether best practice was used in design and construction. I have recently completed inspections on boardwalks, bollards, support beams and external timber furniture.

**Grading** - Quite literally, I have written the book on the subject. Recent experience has shown that up to 30% of timber supplied may not be to grade.

**Design** - I can provide detailed technical drawings and advice. I can also review already prepared drawings.

**Reports** - I have authored many books on timber and can prepare a report providing recommendations and practical instructions on how to rectify issues.

**Trainer and Presenter** – I can provide tailored training to meet your CPD needs and also have experience at lecturing to universities and presenting at conferences.

Please note as I am now employed as a Senior Timber Consultant with the firm BCRC all large and complex consultancies and requirements for an expert witness will be handled in conjunction with them. Existing consulting arrangements remain unchanged and I am also available to assist on small projects. For more information see [www.bcrc.com.au](http://www.bcrc.com.au) or [download their capability brochure here](#).

<a href="#">Contact Me</a>	
	E Mail: <a href="mailto:edgarstubbersfield@gmail.com">edgarstubbersfield@gmail.com</a>
	Phone: 0414 770 261
	Web: <a href="http://www.deckwood.com.au">www.deckwood.com.au</a>